

Pupil Premium Allocation 2017-18

Foreland Fields School received £76,505 funding for 2017/18.

Breakdown of expenditure:

Intervention	Rationale / Intended Outcomes	Cost
Additional Teacher Support (% of wage)	1:1 small group/teacher support. Communication intervention.	£10,408.83
Hydrotherapy Support	Health benefits. Improved social participation. Improvements with balance, toleration of touch, initiation and maintenance of eye contact.	£1,053.31
Teacher support for Pupil Premium Pupils with EAL (% of wage)	1:1/small group intervention.	£5,204.42
Counselling	Improved emotional wellbeing of pupils through access to trained counsellor. Increased engagement in learning.	£120
Forest School	Outdoor learning experience. Greater respect for nature. Increase in children's self-belief, confidence, learning capacity, enthusiasm, communication and problem solving skills. Improved emotional wellbeing.	£7,632
Higher Level Teaching Assistant Intervention (% of wage)	1:1/small group support. Literacy/numeracy focussed support. Lego therapy.	£18,086.72
Family Liaison Officer (% of wage)	Additional support for parents and pupils/students. Increased engagement with the school. Improved attendance.	7,174.33
Teaching Support Assistant	1:1/small group intervention. Small group/area focussed intervention.	£16,315
Music Therapy	Group/individual music based activities. Facilitate socialisation and improve music skills. Improvements in social interaction, e.g. turn-taking / listening and responding to another person. Improvements in reading and mathematical achievement.	£1,560
Translator services	Increased parental participation in reviews/meetings	£754.50

Play enrichment	Play leaders across the school. Increased enrichment opportunities. Resources to encourage participation, engagement, joint attention, communication and appropriate behaviour.	£7,930.57
Horse riding	Development of balance and coordination. Exercise and strengthen seldom used or tense muscles. Promotion of sense of wellbeing and increased confidence.	£648.67
		£76,505
		£76,888.35
		Overspend £383.35

Pupil Premium Comparisons 2017-18

Level and progress comparisons were made between pupils/students in receipt of the funding against those not in receipt (rest of the school).

Comparisons carried out in English and Mathematics.

Infant Department Comparison 2017-18

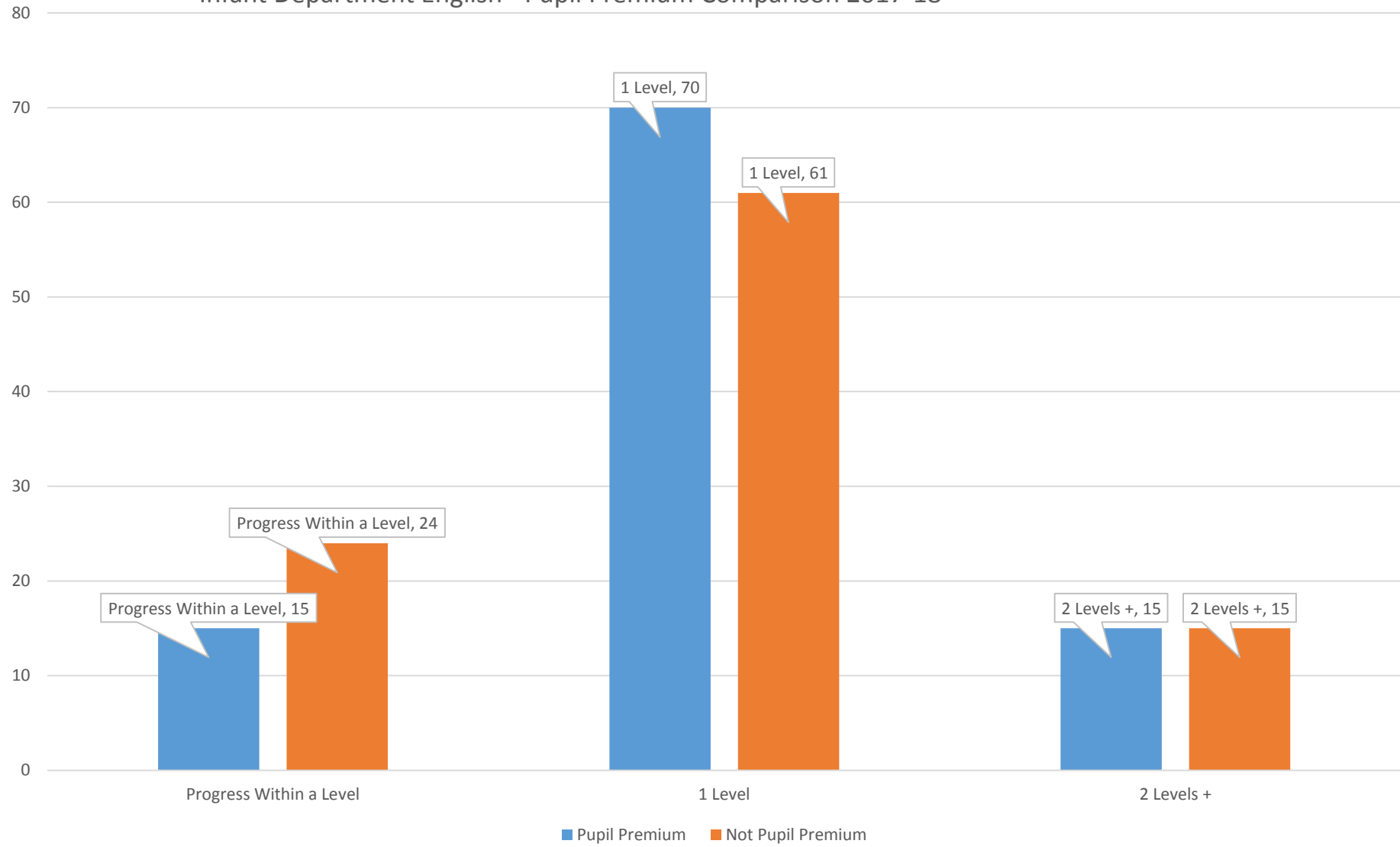
Pupils in Receipt of Pupil Premium Funding

	Progress Within a Level	1 Level	2 Levels +
English Average	15%	70%	15%
Mathematics Average	20%	65%	15%

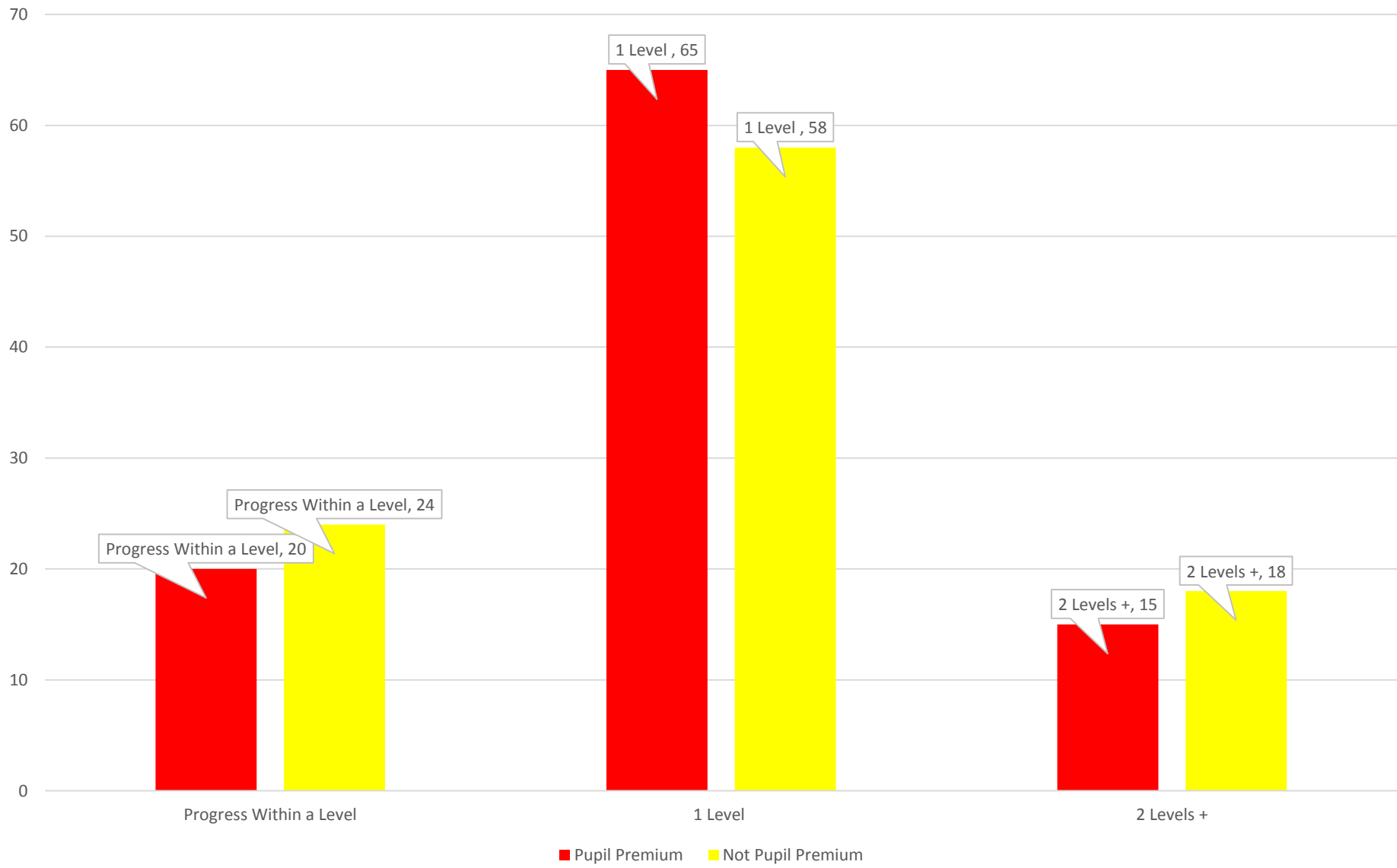
Pupils not in receipt of Pupil Premium Funding

	Progress Within a Level	1 Level	2 Levels +
English Average	24%	61%	15%
Mathematics Average	24%	58%	18%

Infant Department English - Pupil Premium Comparison 2017-18



Infant Department Mathematics - Pupil Premium Comparison 2017-18




Years 3 – 11 Pupil Premium Comparison 2017-18

English

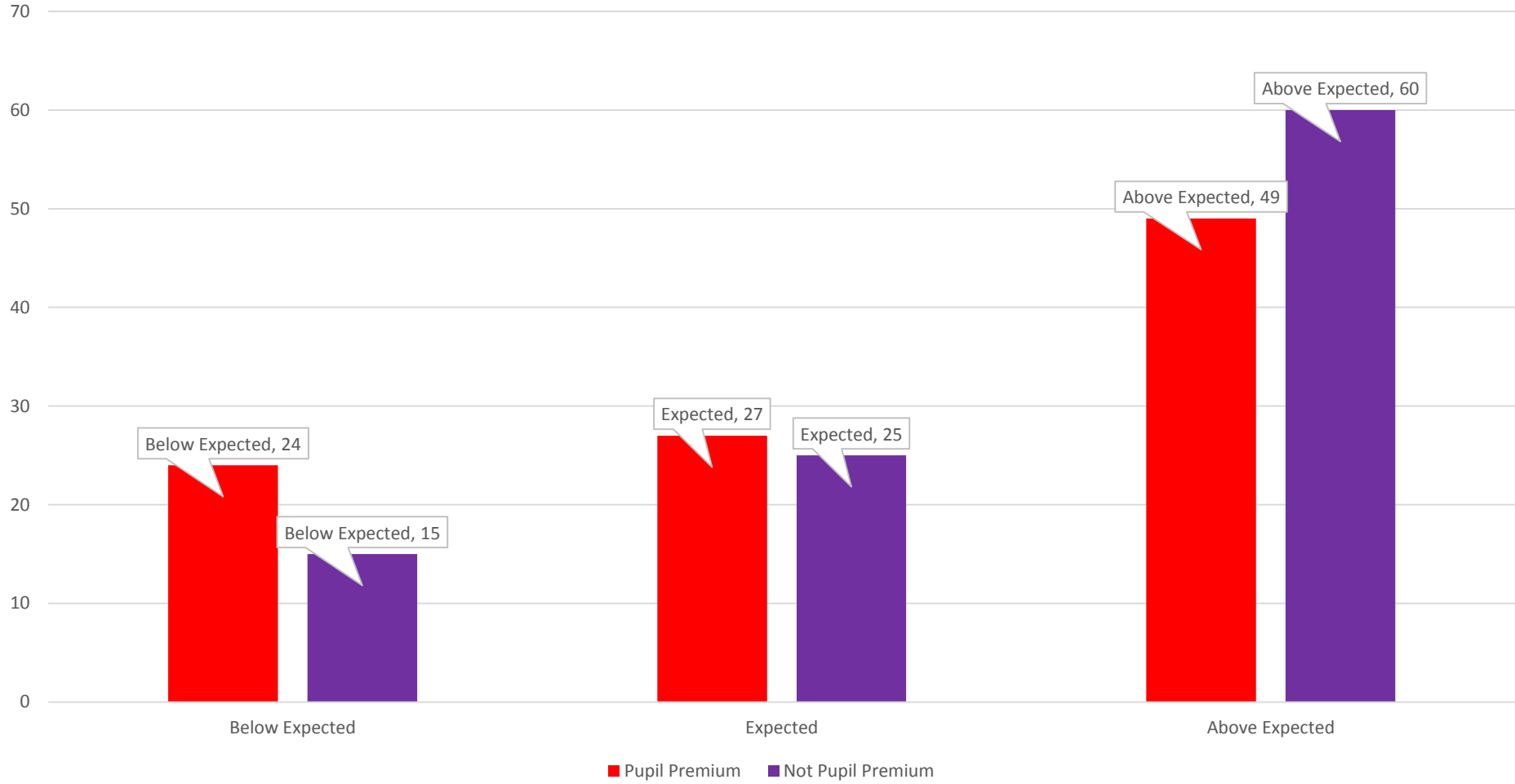
Pupil Premium		Well below expected 4 or more ps below expected	Well below expected -3 ps below expected	Below expected -2 ps below expected	Just below expected -1 ps below expected	Expected	Just Above Expected 1 ps above expected	Above Expected 2 ps above expected	Above Expected 3 ps above expected	Well Above Expected 4 or more ps above expected
Year 3	8 Pupils								3 37.5%	5 62.5%
Year 4	6 Pupils				1 16.7%	1 16.7%	2 33.3%	1 16.7%		1 16.7%
Year 5	11 Pupils			2 18.2%	1 9.1%	2 18.2%	4 36.4%	1 9.1%		1 9.1%
Year 6	4 Pupils			1 25%		1 25%	1 25%	1 25%		
Year 7	5 Pupils				1 20%	2 40%		1 20%		1 20%
Year 8	9 Pupils			2 22.2%	3 33.3%	1 11.1%	1 11.1%	1 11.1%		1 11.1%
Year 9	10 Pupils					4 40%	3 30%	1 10%	1 10%	1 10%
Year 10	4 Pupils		1 25%		1 25%	2 50%				

Year 11	6 Pupils		1 16.7%		1 16.7%	4 66.7%				
---------	----------	--	------------	--	------------	------------	--	--	--	--

Not Pupil Premium		Well below expected 4 or more ps below expected	Well below expected -3 ps below expected	Below expected -2 ps below expected	Just below expected -1 ps below expected	Expected	Just Above Expected 1 ps above expected	Above Expected 2 ps above expected	Above Expected 3 ps above expected	Well Above Expected 4 or more ps above expected
Year 3	9 Pupils					1 11.1%	1 11.1%			7 77.8%
Year 4	8 Pupils				1 12.5%		2 25%	2 25%	1 12.5%	2 25%
Year 5	6 Pupils					2 33.3%	1 16.7%	1 16.7%		2 33.3%
Year 6	3 Pupils				1 33.3%		2 66.7%			
Year 7	5 Students					3 60%		1 20%		1 20%
Year 8	5 Students					3 60%				2 40%
Year 9	2 Students		1 50%		1 50%					
Year 10	4 Students						3 75%	1 25%		



English - Pupil Premium Comparisons % 2017-18



Mathematics

Pupil Premium		Well below expected 4 or more ps below expected	Well below expected -3 ps below expected	Below expected -2 ps below expected	Just below expected -1 ps below expected	Expected	Just Above Expected 1 ps above expected	Above Expected 2 ps above expected	Above Expected 3 ps above expected	Well Above Expected 4 or more ps above expected
Year 3	8 Pupils		1 12.5%		2 25%	4 50%			1 12.5%	
Year 4	6 Pupils			1 16.7%		2 33.3%	2 33.3%			1 16.7%
Year 5	11 Pupils			1 9.1%	2 18.2%	3 27.3%	1 9.1%	1 9.1%	1 9.1%	2 18.2%
Year 6	4 Pupils			2 50%		1 25%			1 25%	
Year 7	5 Students	1 20%				1 20%	1 20%			2 40%
Year 8	9 Students			1 11.1%	2 22.2%	2 22.2%	1 11.1%	1 11.1%	2 22.2%	
Year 9	10 Students			1 10%		4 40%	2 20%	2 20%	1 10%	
Year 10	4 Students				1 25%	2 50%		1 25%		
Year 11	6 Students			1 16.7%	1 16.7%	2 33.3%			2 33.3%	

Not Pupil Premium		Well below expected 4 or more ps below expected	Well below expected -3 ps below expected	Below expected -2 ps below expected	Just below expected -1 ps below expected	Expected	Just Above Expected 1 ps above expected	Above Expected 2 ps above expected	Above Expected 3 ps above expected	Well Above Expected 4 or more ps above expected
Year 3	9 Pupils				2 22.2%	2 22.2%	1 11.1%			4 44.4%
Year 4	8 Pupils			1 12.5%	2 25%	2 25%	2 25%		1 12.5%	
Year 5	6 Pupils						1 16.7%	4 66.7%		1 16.7%
Year 6	3 Pupils				1 33.3%		1 33.3%	1 33.3%		
Year 7	5 Students				1 20%	2 40%		1 20%		1 20%
Year 8	5 Students					2 40%	1 20%	1 20%		1 20%
Year 9	2 Students			1 50%					1 50%	
Year 10	4 Students						3 75%	1 25%		
Year 11	6 Students				1 16.7%	3 50%	1 16.7%	1 16.7%		

Mathematics - Pupil Premium Comparisons % 2017-18

